



TULIP STAR HOTELS LTD.

Thursday, January 14, 2010

To,
Mr. Sanjiv Kapur
General Manager, DCS-CRD
The Stock Exchange – Mumbai
25th Floor, Phiroze Jeejeebhoy Towers,
Dalal Street, Mumbai – 400 001.

BSE Scrip Code : 531088

Sub : Submission of Shareholding Pattern as of December 31, 2009

Dear Sir,

As required by the amended clause 35 of the Listing Agreement, we are enclosing herewith Shareholding Pattern in the prescribed format in respect of our Securities as of December 31, 2009.

Thanking you,

Yours faithfully,
For Tulip Star Hotels Ltd.


Shaunak A. Paigankar
Chief of Accounts & Finance


Copy to corp.relations@bseindia.com

Encl : as above

BOMBAY STOCK EXCHANGE LTD
REGULATORY SECTION

14 JAN 2010
CONTROLLER
NOT VERIFIED

Statement Showing Shareholding Pattern								
Name of the Company :		TULIP STAR HOTELS LTD						
Scrip Code :		531088	Quarter Ended :			December-09		
Category code	Category of Shareholder	Number of Shareholders	Total number of shares	Number of shares held in dematerialized form	Total shareholding as a percentage of total number of		Shares Pledged or otherwise encumbered	
					As a percentage of(A+B)I	As a percentage of (A+B+C)	Number of shares	As a percentage
(A)	Shareholding of Promoter and Promoter Group²							
1	Indian							
(a)	Individuals/ Hindu Undivided Family	1	274,070	274,070	5.95	5.95		
(b)	Central Government/ State Government(s)							
(c)	Bodies Corporate	3	2,352,430	949,930	51.03	51.03	1,402,500	59.62
(d)	Financial Institutions/ Banks							
(e)	Any Others(Specify)							
(e-i)								
(e-ii)								
	Sub Total(A)(1)	4	2,626,500	1,224,000	56.97	56.97	1,402,500	53.40
2	Foreign							
a	Individuals (Non-Residents Individuals/ Foreign Individuals)							
b	Bodies Corporate							
c	Financial Institutions							
d	Any Others(Specify)							
d-i								
d-ii								
	Sub Total(A)(2)							
	Total Shareholding of Promoter and Promoter Group (A)= (A)(1)+(A)(2)	4	2,626,500	1,224,000	56.97	56.97	1,402,500	53.40
(B)	Public shareholding							
1	Institutions							
(a)	Mutual Funds/ UTI							
(b)	Financial Institutions Banks							
(c)	Central Government/ State Government(s)							
(d)	Venture Capital Funds							
(e)	Insurance Companies							
(f)	Foreign Institutional Investors							
(g)	Foreign Venture Capital Investors							
(h)	Any Other (specify)							
(h-i)								
(h-ii)								
	Sub-Total (B)(1)							




B 2	Non-institutions								
(a)	Bodies Corporate	100	831,762	828,962	18.04	18.04			
(b)	Individuals								
I	Individuals -i. Individual shareholders holding nominal share capital up to Rs 1 lakh	1642	446,078	345,675	9.68	9.68			
II	ii. Individual shareholders holding nominal share capital in excess of Rs. 1 lakh.	14	674,707	674,707	14.64	14.64			
(c)	Any Other (specify)								
(c-i)	Clearing Member	11	1,017	1,017	0.02	0.02			
(c-ii)	OCB	1	20,000	20,000	0.43	0.43			
(c-iii)	NRI	10	9,936	9,936	0.22	0.22			
	Sub-Total (B)(2)	1778	1,983,500	1,880,297	43.03	43.03			
(B)	Total Public Shareholding (B)= (B)(1)+(B)(2)	1778	1,983,500	1,880,297	43.03	43.03			
	TOTAL (A)+(B)	1782	4,610,000	3,104,297	100	100	1,402,500	30.42	
(C)	Shares held by Custodians and against which Depository Receipts have been issued								
	GRAND TOTAL (A)+(B)+(C)	1782	4,610,000	3,104,297	100	100	1402500	30.42	

[Handwritten Signature]


(I)(c) Statement showing Shareholding of persons belonging to the category "Public" and holding more than 1% of the total number of shares

Sr. No.	Name of the shareholder	Number of shares	Shares as a percentage of total number of shares {i.e., Grand Total (A)+(B)+(C) indicated in Statement at para (I)(a) above}
1	PUJIT AGGARWAL	92,000	2.00
2	AMIT KUMAR BHAVARLAL JAIN	113,745	2.47
3	LAVANIYA MULTITRADE PRIVATE LIMITED	147,500	3.20
4	MANISH S. MEHTA	205,582	4.46
5	ANNAAN MERCHANTILE PRIVATE LIMITED	200,846	4.36
6	SWAGAT CEMENTS PRIVATE LTD.	260,520	5.65
TOTAL		1,020,193	22.13




(1)(d) Statement showing details of locked-in shares - NOT APPLICABLE

Sr. No.	Name of the shareholder	Number of locked-in shares	Locked-in shares as a percentage of total number of shares {i.e., Grand Total (A)+(B)+(C) indicated in Statement at para (1)(a) above}
1			
2			
3			
4			
5			
6			
7			
8			
9			
TOTAL			



(II)(a) Statement showing details of Depository Receipts (DRs) - NOT APPLICABLE

Sr. No.	Type of outstanding DR (ADRs, GDRs, SDRs, etc.)	Number of outstanding DRs	Number of shares underlying outstanding DRs	Shares underlying outstanding DRs as percentage of total number of shares {i.e., Grand Total (A)+(B)+(C) indicat in Statement at para (I)(a) above}
1				
2				
3				
4				
5				
6				
7				
8				
9				
TOTAL				



(II)(b) Statement showing Holding of Depository Receipts (DRs), where underlying shares are in excess of 1% of the total number of shares - NOT APPLICABLE

Sr. No.	Name of the DR Holder	Type of outstanding DR (ADRs, GDRs, SDRs, etc.)	Number of shares underlying outstanding DRs	Shares underlying outstanding DRs percentage of total number of share Grand Total (A)+(B)+(C) indicated Statement at para (I)(a) above}
1				
2				
3				
4				
5				
6				
7				
8				
9				
TOTAL				

