



## TULIP STAR HOTELS LTD.

October 12, 2013

To,  
**General Manager, DCS-CRD**  
**The Stock Exchange – Mumbai**  
25<sup>th</sup> Floor, Phiroze Jeejeebhoy Towers,  
Dalal Street, Mumbai – 400 001.

**BSE Scrip Code : 531088**

**Sub : Submission of Shareholding Pattern as of September 30, 2013**

Dear Sir,

As required by the amended Clause 35 of the Listing Agreement, we are enclosing herewith Shareholding Pattern in the prescribed format in respect of our Securities as of September 30, 2013.

Thanking you,

Yours faithfully,  
**For Tulip Star Hotels Ltd.**

  
**Shaunak A. Paigankar**  
Chief of Accounts & Finance

Copy to [corp.relations@bseindia.com](mailto:corp.relations@bseindia.com)

Encl : as above



Introductory sub-table (I)(a)

Name of the Company: Tulip Star Hotels Ltd.			
Scrip Code, Name of the scrip, class of security: 531088			
Quarter ended: September 2013			
<b>Partly paid-up shares:-</b>			
	<b>No. of partly paid-up shares</b>	<b>As a % of total no. of partly paid-up shares</b>	<b>As a % of total no. of shares of the company</b>
Held by promoter/promoter group			
Held by public	Not applicable	Not applicable	Not applicable
<b>Total - D</b>	<b>0</b>		
<b>Outstanding convertible securities:-</b>			
	<b>No. of outstanding securities</b>	<b>As a % of total no. of outstanding convertible securities</b>	<b>As a % of total no. of shares of the company, assuming full conversion of the convertible securities</b>
Held by promoter/promoter group			
Held by public	Not applicable	Not applicable	Not applicable
<b>Total - E</b>	<b>0</b>	<b>0</b>	<b>0</b>
<b>Warrants:-</b>			
	<b>No. of warrants</b>	<b>As a % of total no. of warrants</b>	<b>As a % of total no. of shares of the company, assuming full conversion of warrants</b>
Held by promoter/promoter group			
Held by public	Not applicable	Not applicable	Not applicable
<b>Total - F</b>	<b>0</b>		
SS			



**Statement Showing Shareholding Pattern**


Category code	Category of Shareholder	Number of Shareholders	Table (I)(a)		Total shareholding as a percentage of total number of shares		Shares Pledged or otherwise encumbered	
			Total number of shares	Number of shares held in dematerialized form	As a percentage of (A+B) <sup>1</sup>	As a percentage of (A+B+C)	Number of shares	As a percentage
			(IV)	(V)	(VI)	(VII)	(VIII)	(IX) = (VIII)/(IV)*100
(A)	<b>Shareholding of Promoter and</b>							
1	<b>Indian</b>							
(a)	Individuals/ Hindu Undivided Family							
		1	274,070	274,070	5.95	5.95	-	-
(v)	Central Government/ State Government(s)				-	-		
(c)	Bodies Corporate	3	2,352,430	2,352,430	51.03	51.03	1,402,500	59.62
(d)	Financial Institutions/ Banks				-	-		
(e)	Any Others(Specify)				-	-		
(e-i)					-	-		
(e-ii)					-	-		
	<b>Sub Total(A)(1)</b>	<b>4</b>	<b>2,626,500</b>	<b>2,626,500</b>	<b>56.97</b>	<b>56.97</b>	<b>1,402,500</b>	<b>53.40</b>
2	<b>Foreign</b>							
a	Individuals (Non-Residents Individuals/ Foreign Individuals)				-	-		
b	Bodies Corporate				-	-		
c	Institutions				-	-		
d	Any Others(Specify)				-	-		
d-i					-	-		
d-ii					-	-		
	<b>Sub Total(A)(2)</b>	<b>-</b>	<b>-</b>	<b>-</b>	<b>-</b>	<b>-</b>	<b>-</b>	<b>-</b>
	<b>Total Shareholding of Promoter and</b>	<b>4</b>	<b>2,626,500</b>	<b>2,626,500</b>	<b>56.97</b>	<b>56.97</b>	<b>1,402,500</b>	<b>53.40</b>
(B)	<b>Public shareholding</b>							
1	<b>Institutions</b>							
(a)	Mutual Funds/ UTI				-	-		
(b)	Financial Institutions/ Banks				-	-		
(c)	Central Government/ State Government(s)				-	-		
(d)	Venture Capital Funds				-	-		
(e)	Insurance Companies				-	-		
(f)	Foreign Institutional Investors				-	-		
(g)	Foreign Venture Capital Investors				-	-		
(h)	Any Other (specify)				-	-		
(h-i)					-	-		
(h-ii)					-	-		




	<b>Sub-Total (B)(1)</b>	-	-	-	-	-		
<b>B 2</b>	<b>Non-institutions</b>							
(a)	Bodies Corporate	73	661,465	658,665	14.35	14.35		
(b)	Individuals				-	-		
I	Individuals -i. Individual shareholders holding nominal share capital up to Rs 1 lakh	1,528	367,398	282,902	7.97	7.97		
II	ii. Individual shareholders holding nominal share capital in excess of Rs. 1 lakh.	16	909,741	909,741	19.73	19.73		
(c)	Any Other (specify)				-	-		
(c-i)	Clearing Member	10	16,543	16,543	0.36	0.36		
(c-ii)	OCB	1	20,000	20,000	0.43	0.43		
(c-iii)	NRI	9	8,353	8,353	0.18	0.18		
	<b>Sub-Total (B)(2)</b>	<b>1,637</b>	<b>1,983,500</b>	<b>1,896,204</b>	<b>43.03</b>	<b>43.03</b>		
<b>(B)</b>	<b>Total Public Shareholding (B)= (B)(1)+(B)(2)</b>	<b>1,637</b>	<b>1,983,500</b>	<b>1,896,204</b>	<b>43.03</b>	<b>43.03</b>		
	<b>TOTAL (A)+(B)</b>	<b>1,641</b>	<b>4,610,000</b>	<b>4,522,704</b>	<b>100.00</b>	<b>100.00</b>	<b>1,402,500</b>	<b>30.42</b>
<b>(C)</b>	<b>Shares held by Custodians and against which Depository Receipts have been issued</b>							
1	Promoter and Promoter Group	-	-	-	-	-	-	-
2	Public	-	-	-	-	-	-	-
	<b>Sub-Total (C)</b>	<b>-</b>	<b>-</b>	<b>-</b>	<b>-</b>	<b>-</b>	<b>-</b>	<b>-</b>
	<b>GRAND TOTAL (A)+(B)+(C)</b>	<b>1,641</b>	<b>4,610,000</b>	<b>4,522,704</b>	<b>100</b>	<b>1,402,500</b>	<b>30.42</b>	





Sr. No	Notes
1	
2	
3	
4	Not applicable
5	
6	
7	
8	
9	



(D)(b) Statement showing holding of securities (including shares, warrants, convertible securities) of persons belonging to the category "Promoter and Promoter Group"

Sr. No.	Name of the shareholder	Details of Shares held			Encumbered shares (*)		Details of warrants		Details of convertible securities		Total shares (including underlying shares assuming full conversion of warrants and convertible securities) as a % of diluted share capital
(i)	(ii)	Number of shares held	As a % of grand total (A)+(B)+(C)	No.	As a percentage (V)=(VI)/(III)*100	As a % of grand total (A)+(B)+(C) of sub-clause (I)(a)	Number of warrants held	As a % of total number of warrants of the same class	Number of convertible securities held	As a % of total number of convertible securities of the same class	(XII)
1	Cox and Kings Limited	1,402,500	30.42	1,402,500	100.00	30.42	-	-	-	-	-
2	LIZ Investments Private Limited	666,930	14.47	-	-	-	-	-	-	-	-
3	Sneh Sadan Graphic Services Limited	283,000	6.14	-	-	-	-	-	-	-	-
4	Ajit Baburao Kerkar / Elisabeth Kerkar	274,070	5.95	-	-	-	-	-	-	-	-
<b>TOTAL</b>		<b>2,626,500</b>	<b>56.97</b>	<b>1,402,500</b>	<b>53.40</b>	<b>30.42</b>	<b>-</b>	<b>-</b>	<b>-</b>	<b>-</b>	<b>-</b>

(\*) The term "encumbrance" has the same meaning as assigned to it in regulation 28(3) of the SAST Regulations, 2011



(D)(c)(i) Statement showing holding of securities (including shares, warrants, convertible securities) of persons belonging to the category "Public" and holding more than 1% of the total number of shares

Sr. No.	Name of the shareholder	Number of shares held	Shares as a percentage of total number of shares i.e., Grand Total (A)+(B)+(C) indicated in Statement at para (D)(a) above}	Details of warrants		Details of convertible securities		Total shares (including underlying shares assuming full conversion of warrants and convertible securities) as a % of diluted share capital
				Number of warrants held	As a % total number of warrants of the same class	Number of convertible securities held	% w.r.t total number of convertible securities of the same class	
1	Swagat Cements Private Limited	260,520	5.65	-	-	-	-	-
2	Bhamari Bai Bhavarlal Jain	204,539	4.44	-	-	-	-	-
3	Apeksha Chopra	200,000	4.34	-	-	-	-	-
4	Omprakash Hashamatrai Navani	171,355	3.72	-	-	-	-	-
5	Lavanya Multitrade Private Limited	147,500	3.20	-	-	-	-	-
6	Pujit Aggarwal	92,000	2.00	-	-	-	-	-
<b>TOTAL</b>		<b>1,075,914</b>	<b>23.34</b>	<b>-</b>	<b>-</b>	<b>-</b>	<b>-</b>	<b>-</b>



(D)(c)(ii) Statement showing holding of securities (including shares, warrants, convertible securities) of persons (together with PAC) belonging to the category "Public" and holding more than 5% of the total number of shares of the company

Sr. No.	Name(s) of the shareholder(s) and the Persons Acting in Concert (PAC) with them	Number of shares	Shares as a percentage of total number of shares {i.e., Grand Total (A)+(B)+(C) indicated in Statement at para (I)(a) above}	Details of warrants		Details of convertible securities		Total shares (including underlying shares assuming full conversion of warrants and convertible securities) as a % of diluted share capital
				Number of warrants	As a % total number of warrants of the same class	Number of convertible securities held	% w.r.t total number of convertible securities of the same class	
1	Swagat Cements Private Limited	260,250	5.65	-	-	-	-	-
2	Lavanya Multitrade Private Limited	147,500	3.20	-	-	-	-	-
3	Pujit Aggarwal	92,000	2.00	-	-	-	-	-
<b>TOTAL</b>		<b>499,750</b>	<b>10.84</b>	<b>-</b>	<b>-</b>	<b>-</b>	<b>-</b>	<b>-</b>






(1)(d) Statement showing details of locked-in shares

Sr. No.	Name of the shareholder	Number of locked-in shares	Locked-in shares as a percentage of total number of shares {i.e., Grand Total (A)+(B)+(C) indicated in Statement at para (1)(a) above}
1		-	-
2		-	-
3		-	-
4		-	-
5	Not applicable	-	-
6		-	-
7		-	-
8		-	-
9		-	-
<b>TOTAL</b>		-	-



(1D)(a) Statement showing details of Depository Receipts (DRs)

Sr. No.	Type of outstanding DR (ADRs, GDRs, SDRs, etc.)	Number of outstanding DRs	Number of shares underlying outstanding DRs	Shares underlying outstanding DRs as a percentage of total number of shares {i.e., Grand Total (A)+(B)+(C) indicated in Statement at para (1)(a) above}
1				-
2				-
3				-
4				-
5	Not applicable			-
6				-
7				-
8				-
9				-
<b>TOTAL</b>				-



*[Handwritten signature]*

(11)(b) Statement showing holding of Depository Receipts (DRs), where underlying shares held by "promoter/promoter group" are in excess of 1% of the total number of shares

Sr. No.	Name of the DR Holder	Type of outstanding DR (ADRs, GDRs, SDRs, etc.)	Number of shares underlying outstanding DRs	Shares underlying outstanding DRs as a percentage of total number of shares {i.e., Grand Total (A)+(B)+(C) indicated in Statement at para (1)(g) above}
1				-
2				-
3				-
4				-
5				-
6				-
7				-
8				-
9				-
<b>TOTAL</b>				-

