



TULIP STAR HOTELS LTD.

o/c

October 15, 2012

To,
Mr. Sanjiv Kapur
General Manager, DCS-CRD
The Stock Exchange – Mumbai
25th Floor, Phiroze Jeejeebhoy Towers,
Dalal Street, Mumbai – 400 001.



BSE Scrip Code : 531088

Sub : Submission of Shareholding Pattern as of September 30, 2012

Dear Sir,

As required by the amended Clause 35 of the Listing Agreement, we are enclosing herewith Shareholding Pattern in the prescribed format in respect of our Securities as of September 30, 2012.

Thanking you,

Yours faithfully,
For Tulip Star Hotels Ltd.



Shaunak A. Paigankar
Chief of Accounts & Finance

Copy to corp.relations@bseindia.com

Encl : as above


Introductory sub-table (I)(a)

Name of the Company: Tulip Star Hotels Ltd.			
Scrip Code, Name of the scrip, class of security: 531088			
Quarter ended: Sept 2012			
Partly paid-up shares:-			
	No. of partly paid-up shares	As a % of total no. of partly paid-up shares	As a % of total no. of shares of the company
Held by promoter/promoter group	0	0	0
Held by public	0	0	0
	0	0	0
Total - D	0	0	0
Outstanding convertible securities:-			
	No. of outstanding securities	As a % of total no. of outstanding convertible securities	As a % of total no. of shares of the company, assuming full conversion of the convertible securities
Held by promoter/promoter group		0	0
Held by public		0	0
		0	0
Total - E	0	0	0
Warrants:-			
	No. of warrants	As a % of total no. of warrants	As a % of total no. of shares of the company, assuming full conversion of warrants
Held by promoter/promoter group	0	0	0
Held by public	0	0	0
Total - F	0	0	0
SS			

Statement Showing Shareholding Pattern

Table (I)(a)								
Category code	Category of Shareholder	Number of Shareholders	Total number of shares	Number of shares held in dematerialized form	Total shareholding as a percentage of total number of shares		Shares Pledged or otherwise encumbered	
					As a percentage of (A+B) ¹	As a percentage of (A+B+C)	Number of shares	As a percentage
(I)	(II)	(III)	(IV)	(V)	(VI)	(VII)	(VIII)	(IX) = (VIII)/(IV)*100
(A)	Shareholding of Promoter and							
1	Indian							
(a)	Individuals/ Hindu Undivided Family							
		1	274,070	274,070	5.95	5.95	-	-
(b)	Central Government/ State Government(s)				-	-		
(c)	Bodies Corporate	3	2,352,430	2,352,430	51.03	51.03	1,402,500	59.62
(d)	Financial Institutions/ Banks				-	-		
(e)	Any Others(Specify)				-	-		
(e-i)					-	-		
(e-ii)					-	-		
	Sub Total(A)(1)	4	2,626,500	2,626,500	56.97	56.97	1,402,500	53.40
2	Foreign							
a	Individuals (Non-Residents Individuals/ Foreign Individuals)				-	-		
b	Bodies Corporate				-	-		
c	Institutions				-	-		
d	Any Others(Specify)				-	-		
d-i					-	-		
d-ii					-	-		
	Sub Total(A)(2)	-	-	-	-	-	-	-
	Total Shareholding of Promoter and	4	2,626,500	2,626,500	56.97	56.97	1,402,500	53.40
(B)	Public shareholding							
1	Institutions							
(a)	Mutual Funds/ UTI				-	-		
(b)	Financial Institutions / Banks				-	-		
(c)	Central Government/ State Government(s)				-	-		
(d)	Venture Capital Funds				-	-		
(e)	Insurance Companies				-	-		
(f)	Foreign Institutional Investors				-	-		
(g)	Foreign Venture Capital Investors				-	-		
(h)	Any Other (specify)				-	-		
(h-i)					-	-		
(h-ii)					-	-		


 TILAK SHIP HOTELS LIMITED
 MUMBAI

	Sub-Total (B)(1)	-	-	-	-	-		
B 2	Non-institutions							
(a)	Bodies Corporate	83	860,109	857,309	18.66	18.66		
(b)	Individuals				-	-		
I	Individuals -i. Individual shareholders holding nominal share capital up to Rs 1 lakh	1,568	402,443	317,247	8.73	8.73		
II	ii. Individual shareholders holding nominal share capital in excess of Rs. 1 lakh.	13	690,020	690,020	14.97	14.97		
(c)	Any Other (specify)				-	-		
(c-i)	Clearing Member	20	2,554	2,554	0.06	0.06		
(c-ii)	OCB	1	20,000	20,000	0.43	0.43		
(c-iii)	NRI	11	8,374	8,374	0.18	0.18		
	Sub-Total (B)(2)	1,696	1,983,500	1,895,504	43.03	43.03		
(B)	Total Public Shareholding (B)= (B)(1)+(B)(2)	1,696	1,983,500	1,895,504	43.03	43.03		
	TOTAL (A)+(B)	1,700	4,610,000	4,522,004	100.00	100.00	1,402,500	30.42
(C)	Shares held by Custodians and against which Depository Receipts have been issued							
1	Promoter and Promoter Group	-	-	-	-	-	-	-
2	Public	-	-	-	-	-	-	-
	Sub-Total (C)	-	-	-	-	-	-	-
	GRAND TOTAL (A)+(B)+(C)	1,700	4,610,000	4,522,004	100	1,402,500		30.42



Sr.No	Notes
1	
2	
3	
4	NIL
5	
6	
7	
8	
9	



(I)(b) Statement showing holding of securities (including shares, warrants, convertible securities) of persons belonging to the category "Promoter and Promoter Group"

Sr.	Name of the shareholder	Details of Shares held		Encumbered shares (*)		Details of warrants		Details of convertible securities		Total shares (including underlying shares assuming full conversion of warrants and convertible securities) as a % of diluted share capital	
		Number of shares held	As a % of grand total (A)+(B)+(C)	No.	As a percentage (V)=(VI)/(III)*100	As a % of grand total (A)+(B)+(C) of sub-clause (I)(a)	Number of warrants held	As a % total number of warrants of the same class	Number of convertible securities held		As a % total number of convertible securities of the same class
No.	(i)	(iii)	(iv)	(v)	(vi)	(vii)	(viii)	(ix)	(x)	(xi)	(xii)
1	Cox and Kings Limited	1,402,500	30.42	1,402,500	100.00	30.42	-	-	-	-	-
2	LIZ Invstments Private Limited	666,930	14.47	-	-	-	-	-	-	-	-
3	Sneh Sadan Graphic Services Limited	283,000	6.14	-	-	-	-	-	-	-	-
4	Ajit Baburao Kerkar / Elisabeth Kerkar	274,070	5.95	-	-	-	-	-	-	-	-
TOTAL		2,626,500	56.97	1,402,500	53.40	30.42	-	-	-	-	-

(*) The term "encumbrance" has the same meaning as assigned to it in regulation 28(3) of the SAST Regulations, 2011



