



## TULIP STAR HOTELS LTD.

Monday, October 10, 2011

To,

**Mr. Sanjiv Kapur**  
**General Manager, DCS-CRD**  
**The Stock Exchange – Mumbai**  
25<sup>th</sup> Floor, Phiroze Jeejeebhoy Towers,  
Dalal Street, Mumbai – 400 001.

**BSE Scrip Code : 531088**

**Sub : Submission of Shareholding Pattern as of September 30, 2011**

Dear Sir,

As required by the amended clause 35 of the Listing Agreement, we are enclosing herewith Shareholding Pattern in the prescribed format in respect of our Securities as of September 30, 2011.

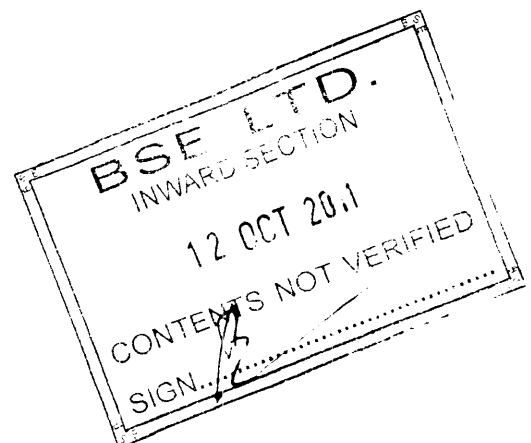
Thanking you,

Yours faithfully,  
**For Tulip Star Hotels Ltd.**

  
**Shaunak A. Paigankar**  
Chief of Accounts & Finance


Copy to [corp.relations@bseindia.com](mailto:corp.relations@bseindia.com)

Encl : as above




Introductory sub-table (I)(a)

<b>Name of the Company: Tulip Star Hotels Ltd.</b>			
<b>Scrip Code, Name of the scrip, class of security: 531088</b>			
<b>Quarter ended: September 2011</b>			
<b>Partly paid-up shares:-</b>			
	<b>No. of partly paid-up shares</b>	<b>As a % of total no. of partly paid-up shares</b>	<b>As a % of total no. of shares of the company</b>
Held by promoter/promoter group	-	-	-
Held by public	-	-	-
<b>Total - D</b>	-	-	-
<b>Outstanding convertible securities:-</b>			
	<b>No. of outstanding securities</b>	<b>As a % of total no. of outstanding convertible securities</b>	<b>As a % of total no. of shares of the company, assuming full conversion of the convertible securities</b>
Held by promoter/promoter group	-	-	-
Held by public	-	-	-
<b>Total - E</b>	-	-	-
<b>Warrants:-</b>			
	<b>No. of warrants</b>	<b>As a % of total no. of warrants</b>	<b>As a % of total no. of shares of the company, assuming full conversion of warrants</b>
Held by promoter/promoter group	-	-	-
Held by public	-	-	-
<b>Total - F</b>	-	-	-
<b>Total paid-up capital of the company, assuming full conversion of warrants and convertible securities (Grand Total (A+B+C)+ D+E+F )</b>		<b>4,610,000</b>	<b>100</b>




**Statement Showing Shareholding Pattern**


Category code	Category of Shareholder	Number of Shareholders	Table (I)(a)		Total shareholding as a percentage of total number of shares		Shares Pledged or otherwise encumbered	
			Total number of shares	Number of shares held in dematerialized form	As a percentage of (A+B) <sup>1</sup>	As a percentage of (A+B+C)	Number of shares	As a percentage
(I)	(II)	(III)	(IV)	(V)	(VI)	(VII)	(VIII)	(IX) = (VIII)/(IV)*100
<b>(A)</b>	<b>Shareholding of Promoter and</b>							
<b>1</b>	<b>Indian</b>							
(a)	Individuals/ Hindu Undivided Family							
		1	274070	274070	5.94	5.94	0	0
(b)	Central Government/ State Government(s)							
(c)	Bodies Corporate	3	2352430	2352230	51.03	51.03	0	0
(d)	Financial Institutions/ Banks							
(e)	Any Others(Specify)							
(e-i)								
(e-ii)								
	<b>Sub Total(A)(1)</b>	<b>4</b>	<b>2626500</b>	<b>2626300</b>	<b>56.97</b>	<b>56.97</b>	<b>0</b>	<b>0</b>
<b>2</b>	<b>Foreign</b>							
a	Individuals (Non-Residents Individuals/ Foreign Individuals)							
b	Bodies Corporate							
c	Institutions							
d	Any Others(Specify)							
d-i								
d-ii								
	<b>Sub Total(A)(2)</b>	<b>-</b>	<b>-</b>	<b>-</b>	<b>-</b>	<b>-</b>	<b>-</b>	<b>0</b>
	<b>Total Shareholding of Promoter and</b>	<b>4</b>	<b>2626500</b>	<b>2626300</b>	<b>56.97</b>	<b>56.97</b>	<b>0</b>	<b>0</b>
<b>(B)</b>	<b>Public shareholding</b>							
<b>1</b>	<b>Institutions</b>							
(a)	Mutual Funds/ UTI							
(b)	Financial Institutions / Banks							
(c)	Central Government/ State Government(s)							
(d)	Venture Capital Funds							
(e)	Insurance Companies							
(f)	Foreign Institutional Investors							
(g)	Foreign Venture Capital Investors							



(h)	Any Other (specify)							
(h-i)								
(h-ii)								
	<b>Sub-Total (B)(1)</b>	-	-	-	-	-	-	-
<b>B 2</b>	<b>Non-institutions</b>							
(a)	Bodies Corporate	88	873203	870403	18.94	18.94	0	0
(b)	Individuals				0.00	0.00	0	0
I	Individuals -i. Individual shareholders holding nominal share capital up to Rs 1 lakh	1589	406957	320259	8.83	8.83	0	0
II	ii. Individual shareholders holding nominal share capital in excess of Rs. 1 lakh.	12	667330	667330	14.48	14.48	0	0
(c)	Any Other (specify)				0.00	0.00	0	0
(c-i)	Clearing Member	14	8595	8595	0.19	0.19	0	0
	OCB	1	20000	20000	0.43	0.43	0	0
(c-iii)	NRI	11	7415	7415	0.16	0.16	0	0
	<b>Sub-Total (B)(2)</b>	<b>1715</b>	<b>1983500</b>	<b>1894002</b>	<b>43.03</b>	<b>43.03</b>	<b>0</b>	<b>0</b>
<b>(B)</b>	<b>Total Public Shareholding (B)= (B)(1)+(B)(2)</b>	<b>1715</b>	<b>1983500</b>	<b>1894002</b>	<b>43.03</b>	<b>43.03</b>	<b>0</b>	<b>0</b>
	<b>TOTAL (A)+(B)</b>	<b>1719</b>	<b>4610000</b>	<b>4520302</b>	<b>100.00</b>	<b>100.00</b>	<b>0</b>	<b>0</b>
<b>(C)</b>	<b>Shares held by Custodians and against which Depository Receipts have been issued</b>							
1	Promoter and Promoter Group					-		0
2	Public					-		
	<b>Sub-Total (C)</b>					-		
	<b>GRAND TOTAL (A)+(B)+(C)</b>	<b>1719</b>	<b>4610000</b>	<b>4520302</b>		<b>100.00</b>	<b>0</b>	<b>0</b>

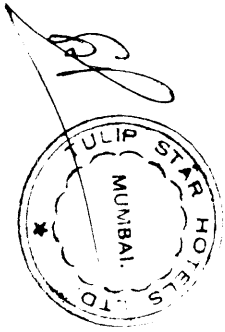


Sr.No	Notes
1	
2	
3	
4	
5	
6	
7	
8	
9	



(1)(b) Statement showing Shareholding of persons belonging to the category  
“Promoter and Promoter Group”

Sr. No.	Name of the shareholder	Total shares held			Shares pledged or otherwise encumbered		
		Number of shares	As a % of grand total (A) + (B) + (C)	Number	As a percentage (VI) = (V)/(III) * 100	As a % of grand total (A) + (B) + (C) of sub-clause (I)(a)	
(i)	(ii)	(iii)	(iv)	(v)	(vi) = (v)/(iii) * 100	(vii)	
1	Cox & Kings Ltd.	1402500	30.42		0.00	0.00	
2	Liz Investment Private Limited	666930	14.47		0.00	0.00	
3	Sneh Sadan Graphics Services Ltd.	283000	6.14		0.00	0.00	
4	Ajit Baburao Kerkar/Elisabeth Kerkar	274070	5.94		0.00	0.00	
<b>TOTAL</b>		<b>2626500</b>	<b>56.97</b>	<b>0</b>	<b>0.00</b>	<b>0.00</b>	



**(D)(c) Statement showing Shareholding of persons belonging to the category  
“Public” and holding more than 1% of the total number of shares**

Sr. No.	Name of the shareholder	Number of shares	Shares as a percentage of total number of shares i.e., Grand Total (A)+(B)+(C) indicated in Statement at para (D)(a) above}
1	Pujit Aggarwal	92000	2.00
2	Lavanya Multitrade Private Limited	147500	3.20
3	Om Prakash Hashamatrai Navani	173509	3.76
4	Bhamari Bai Bhavarlal	197376	4.28
5	Kotak Mahindra Investment Ltd.	200000	4.34
6	Swagat Cements Private Ltd.	260520	5.65
<b>TOTAL</b>		<b>1070905</b>	<b>23.23</b>

