



c/c

TULIP STAR HOTELS LTD.

Thursday, October 15, 2009

To,
Mr. Sanjiv Kapur
General Manager, DCS-CRD
The Stock Exchange – Mumbai
25th Floor, Phiroze Jeejeebhoy Towers,
Dalal Street, Mumbai – 400 001.

BSE Scrip Code : 531088


Sub : Submission of Shareholding Pattern as of September 30, 2009

Dear Sir,


As required by the amended clause 35 of the Listing Agreement, we are enclosing herewith Shareholding Pattern in the prescribed format in respect of our Securities as of September 30, 2009.

Thanking you,

Yours faithfully,
For Tulip Star Hotels Ltd.


Shaunak A. Paigankar
Chief of Accounts & Finance

Copy to corp.relations@bseindia.com

BOMBAY STOCK EXCHANGE LTD.
INITIALS SECTION
15 OCT 2009
CONTENTS NOT VERIFIED
SIGN: 

Statement Showing Shareholding Pattern								
Name of the Company :		TULIP STAR HOTELS LTD						
Scrip Code :		531088	Quarter Ended :			September-09		
Category code	Category of Shareholder	Number of Shareholders	Total number of shares	Number of shares held in dematerialized form	Total shareholding as a percentage of total number of		Shares Pledged or otherwise encumbered	
					As a percentage of(A+B)1	As a percentage of (A+B+C)	Number of shares	As a percentage
(A)	Shareholding of Promoter and Promoter Group²							
1	Indian							
(a)	Individuals/ Hindu Undivided Family	1	274,070	274,070	5.95	5.95		
(b)	Central Government/ State Government(s)							
(c)	Bodies Corporate	3	2,352,430	949,930	51.03	51.03	1,402,500	59.62
(d)	Financial Institutions/ Banks							
(e)	Any Others(Specify)							
(e-i)								
(e-ii)								
	Sub Total(A)(1)	4	2,626,500	1,224,000	56.97	56.97	1,402,500	53.40
2	Foreign							
a	Individuals (Non-Residents Individuals/ Foreign Individuals)							
b	Bodies Corporate							
c	Institutions							
d	Any Others(Specify)							
d-i								
d-ii								
	Sub Total(A)(2)							
	Total Shareholding of Promoter and Promoter Group (A)= (A)(1)+(A)(2)	4	2,626,500	1,224,000	56.97	56.97	1,402,500	53.40
(B)	Public shareholding							
1	Institutions							
(a)	Mutual Funds/ UTI							
(b)	Financial Institutions/ Banks							
(c)	Central Government/ State Government(s)							
(d)	Venture Capital Funds							
(e)	Insurance Companies							
(f)	Foreign Institutional Investors							
(g)	Foreign Venture Capital Investors							
(h)	Any Other (specify)							
(h-i)								
(h-ii)								
	Sub-Total (B)(1)							



B 2	Non-institutions							
(a)	Bodies Corporate	98	788,926	786,126	17.11	17.11		
(b)	Individuals							
I	Individuals -i Individual shareholders holding nominal share capital up to Rs 1 lakh	1768	466,900	366,095	10.13	10.13		
II	ii Individual shareholders holding nominal share capital in excess of Rs 1 lakh	15	687,957	687,957	14.92	14.92		
(c)	Any Other (specify)							
(c-i)	Clearing Member	22	10,435	10,435	0.23	0.23		
(c-ii)	OCB	1	20,000	20,000	0.43	0.43		
(c-iii)	NRJ	10	9,282	9,282	0.20	0.20		
	Sub-Total (B)(2)	1914	1,983,500	1,879,895	43.03	43.03		
(B)	Total Public Shareholding (B)= (B)(1)+(B)(2)	1914	1,983,500	1,879,895	43.03	43.03		
	TOTAL (A)+(B)	1918	4,610,000	3,103,895	100	100	1,402,500	30.42
(C)	Shares held by Custodians and against which Depository Receipts have been issued							
	GRAND TOTAL (A)+(B)+(C)	1918	4,610,000	3,103,895	100	100	1402500	30.42

Sr.No	Notes
1	
2	
3	
4	
5	
6	Mr
7	
8	
9	

Handwritten signature or scribble.


(D)(c) Statement showing Shareholding of persons belonging to the category
"Public" and holding more than 1% of the total number of shares

Sr. No.	Name of the shareholder	Number of shares	Shares as a percentage of total number of shares {i.e., Grand Total (A)+(B)+(C) indicated in Statement at para (1)(a) above}
1	PUJIT AGGARWAL	92,000	2.00
2	AMIT KUMAR BHAVARLAL JAIN	113,745	2.47
3	LAVANIYA MULTITRADE PRIVATE LIMITED	147,500	3.20
4	MANISH S. MEHTA	205,582	4.46
5	ANAAN MERCHANTILE PRIVATE LIMITED	200,846	4.36
6	SWAGAT CEMENTS PRIVATE LTD.	260,520	5.65
TOTAL		1,020,193	22.13




(1)(d) Statement showing details of locked-in shares - NOT APPLICABLE

Sr. No.	Name of the shareholder	Number of locked-in shares	Locked-in shares as a percentage of total number of shares {i.e., Grand Total (A)+(B)+(C) indicated in Statement at para (1)(a) above}
1			
2			
3			
4			
5			
6			
7			
8			
9			
TOTAL			



(II)(a) Statement showing details of Depository Receipts (DRs) - NOT APPLICABLE

Sr. No.	Type of outstanding DR (ADRs, GDRs, SDRs, etc.)	Number of outstanding DRs	Number of shares underlying outstanding DRs	Shares underlying outstanding DRs percentage of total number of shares {i.e., Grand Total (A)+(B)+(C) indic in Statement at para (I)(a) above}
1				
2				
3				
4				
5				
6				
7				
8				
9				
TOTAL				



(II)(b) Statement showing Holding of Depository Receipts (DRs), where underlying shares are in excess of 1% of the total number of shares - NOT APPLICABLE

Sr. No.	Name of the DR Holder	Type of outstanding DR (ADRs, GDRs, SDRs, etc.)	Number of shares underlying outstanding DRs	Shares underlying outstanding DR percentage of total number of shares Grand Total (A)+(B)+(C) indicated Statement at para (I)(a) above}
1				
2				
3				
4				
5				
6				
7				
8				
9				
TOTAL				

