



TULIP STAR HOTELS LTD.

Wednesday, October 15, 2008

To,
Mr. Sanjiv Kapur
General Manager, DCS-CRD
The Stock Exchange – Mumbai
25th Floor, Phiroze Jeejeebhoy Towers,
Dalal Street, Mumbai – 400 001.

BSE Scrip Code : 531088

Sub : Submission of Shareholding Pattern as of September 30, 2008

Dear Sir,

As required by the amended clause 35 of the Listing Agreement, we are enclosing herewith Shareholding Pattern in the prescribed format in respect of our Securities as at September 30, 2008.

The Shareholding Pattern attached herewith has to be read with our letter dated July 07, 2008 addressed by us to SEBI in respect of violation of Regulation 7 of SEBI (Substantial Acquisition of Shares and Takeovers) Regulations, 1997 by certain parties, which was conveyed to your good office vide our letter dated July 15, 2008. A copy of the said letter dated July 07, 2008 is enclosed for your ready reference

We also wish to inform you that Mr. Manish Mehta, who is named in our said letter dated July 7, 2008, has sold his shares to certain Individuals and Bodies Corporate mentioned at Serial no. 3, 6 in Form 1 (c) – categorized under "Public" and holding more than 1% of the total number of shares during the quarter 01.07.2008 to 30.09.2008, which may be kindly noted.

Thanking you,
Yours faithfully,
For Tulip Star Hotels Ltd.


Shaunak A. Paigankar
Chief Accountant

Copy to corp.relations@bseindia.com



Statement Showing Shareholding Pattern

Name of the Company :

TULIP STAR HOTELS LIMITED

Scrip Code :


531088

Quarter Ended :

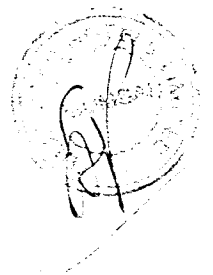
September-08

Category code	Category of Shareholder	Number of Shareholders	Total number of shares	Number of shares held in dematerialized form	Total shareholding as a percentage of total number of shares	
					As a percentage of(A+B) ¹	As a percentage of (A+B+C)
(A)	Shareholding of Promoter and Promoter Group²					
1	Indian					
(a)	Individuals/ Hindu Undivided Family	1	178,590	178,590	3.87	3.87
(b)	Central Government/ State Government(s)	-	-	-	-	-
(c)	Bodies Corporate	3	2,352,430	949,930	51.03	51.03
(d)	Financial Institutions/ Banks	-	-	-	-	-
(e)	Any Others(Specify)	-	-	-	-	-
(e-i)		-	-	-	-	-
(e-ii)		-	-	-	-	-
	Sub Total(A)(1)	4	2,531,020	1,128,520	54.90	54.90
2	Foreign					
a	Individuals (Non-Residents Individuals/ Foreign Individuals)	-	-	-	-	-
b	Bodies Corporate	-	-	-	-	-
c	Institutions	-	-	-	-	-
d	Any Others(Specify)	-	-	-	-	-
d-i		-	-	-	-	-
d-ii		-	-	-	-	-
	Sub Total(A)(2)	-	-	-	-	-
	Total Shareholding of Promoter and Promoter Group (A)= (A)(1)+(A)(2)	4	2,531,020	1,128,520	54.90	54.90
(B)	Public shareholding					
1	Institutions					
(a)	Mutual Funds/ UTI	-	-	-	-	-
(b)	Financial Institutions/ Banks	-	-	-	-	-
(c)	Central Government/ State Government(s)	-	-	-	-	-
(d)	Venture Capital Funds	-	-	-	-	-
(e)	Insurance Companies	-	-	-	-	-
(f)	Foreign Institutional Investors	-	-	-	-	-
(g)	Foreign Venture Capital Investors	-	-	-	-	-
(h)	Any Other (specify)	-	-	-	-	-
(h-i)	Trusts	-	-	-	-	-
(h-ii)		-	-	-	-	-
	Sub-Total (B)(1)	-	-	-	-	-
B 2	Non-institutions					
(a)	Bodies Corporate	98	944,049	939,249	20.48	20.48
(b)	Individuals					
I	Individuals -i. Individual shareholders holding nominal share capital up to Rs 1 lakh	1681	458,758	354,753	9.95	9.95
II	ii. Individual shareholders holding nominal share capital in excess of Rs 1 lakh	14	631,526	631,526	13.70	13.70

	Any Other (specify)					
	Clearing Member	12	13,918	13,918	0.30	0.30
(ii)	OCB	1	20,000	20,000	0.43	0.43
(c-iii)	NRI	11	10,729	10,729	0.23	0.23
	Sub-Total (B)(2)	1817	2,078,980	1,970,175	45.10	45.10
(B)	Total Public Shareholding (B)= (B)(1)+(B)(2)	1817	2,078,980	1,970,175	45.10	45.10
	TOTAL (A)+(B)	1821	4,610,000	3,098,695	100	100
(C)	Shares held by Custodians and against which Depository Receipts have been issued	-	-	-	-	-
	GRAND TOTAL (A)+(B)+(C)	1821	4,610,000	3,098,695		100



	Notes
1	Not Applicable
2	
3	
4	
5	
6	
7	
8	
9	



**Statement showing Shareholding of persons belonging to the category
"Promoter and Promoter Group"**

Sr. No.	Name of the shareholder	Number of shares	Shares as a percentage of total number of shares {i.e., Grand Total (A)+(B)+(C) indicated in Statement at para (I)(a) above}
1	COX AND KINGS (INDIA) LTD.	1,402,500	30.42
2	LIZ INVESTMENTS PVT. LTD.	666,930	14.47
3	SNEH SADAN GRAPHIC SERVICES PVT LTD	283,000	6.14
4	AJIT BABURAO KERKAR/ELISABETH KERKAR	178,590	3.87
TOTAL		2,531,020	54.90




Statement showing Shareholding of persons belonging to the category
"Public" and holding more than 1% of the total number of shares

Sr. No.	Name of the shareholder	Number of shares	Shares as a percentage of total number of shares {i.e., Grand Total (A)+(B)+(C) indicated in Statement at para (I)(a) above}
1	SHAMIRA INVESTMENTS P. LTD.	60,000	1.30
2	PETER ALLWYN LOBO	65,000	1.41
3	INA STOCK BROKING CO. P. LTD.	75,150	1.63
4	PUJIT AGGARWAL	92,000	2.00
5	AMITKUMAR BHAVARLAL JAIN	113,745	2.47
6	PURAV BHANUBHAI FOZDAR	140,000	3.04
7	LAVANYA MULTITRADE PRIVATE LIMITED	147,500	3.20
8	ANAAN MERCANTILE PRIVATE LIMITED	200,846	4.36
9	SWAGAT CEMENTS PROVATE LIMITED	265,000	5.75
TOTAL		1,159,241	25.15



(d) Statement showing details of locked-in shares - NOT APPLICABLE

Sr. No.	Name of the shareholder	Number of locked-in shares	Locked-in shares as a percentage of total number of shares (i.e., Grand Total (A)+(B)+(C) indicated in Statement at para (I)(a) above)
1	Not Applicable	-	-
2			
3			
4			
5			
6			
7			
8			
9			
TOTAL		-	-



Statement showing details of Depository Receipts (DRs) - NOT APPLICABLE

Sr. No.	Type of outstanding DR (ADRs, GDRs, SDRs, etc.)	Number of outstanding DRs	Number of shares underlying outstanding DRs	Shares underlying outstanding DRs as a percentage of total number of shares {i.e., Grand Total (A)+(B)+(C) indicated in Statement at para (I)(a) above}
1	Not Applicable	-	-	-
2				-
3				-
4				-
5				-
6				-
7				-
8				-
9				-
				-
				-
TOTAL		-	-	-

010

(b) Statement showing Holding of Depository Receipts (DRs), where underlying shares are in excess of 1% of the total number of shares - NOT APPLICABLE

Sr. No.	Name of the DR Holder	Type of outstanding DR (ADRs, GDRs, SDRs, etc.)	Number of shares underlying outstanding DRs	Shares underlying outstanding DRs as a percentage of total number of shares (i.e., Grand Total (A)+(B)+(C) indicated in Statement at para (I)(a) above)
1	Not Applicable			-
2				-
3				-
4				-
5				-
6				-
7				-
8				-
9				-
				-
				-
TOTAL				-

