



# TULIP STAR HOTELS LTD.

Tuesday, April 12, 2011

To,  
**Mr. Sanjiv Kapur**  
**General Manager, DCS-CRD**  
**The Stock Exchange – Mumbai**  
25<sup>th</sup> Floor, Phiroze Jeejeebhoy Towers,  
Dalal Street, Mumbai – 400 001.

**BSE Scrip Code : 531088**

**Sub : Submission of Shareholding Pattern as of March 31, 2011**

Dear Sir,

As required by the amended clause 35 of the Listing Agreement, we are enclosing herewith Shareholding Pattern in the prescribed format in respect of our Securities as of March 31, 2011.

Thanking you,

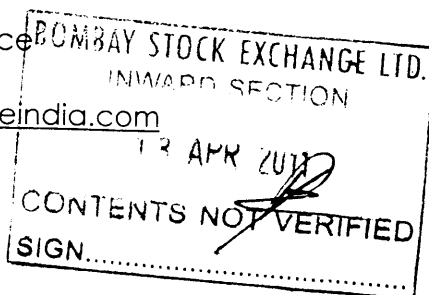
Yours faithfully,  
**For Tulip Star Hotels Ltd.**

  
**Shaunak A. Paigankar**

Chief of Accounts & Finance

Copy to [corp.relations@bseindia.com](mailto:corp.relations@bseindia.com)

Encl : as above



Introductory sub-table (I)(a)

Name of the Company: Tulip Star Hotels Ltd.

ISIN Code, Name of the scrip, class of security: 531088


Quarter ended: March 2011

Partly paid-up shares:-	No. of partly paid-up shares	As a % of total no. of partly paid-up shares	As a % of total no. of shares of the company
held by promoter/promoter group	-	-	-
held by public	-	-	-
	-	-	-
<b>Total - D</b>	-	-	-

Outstanding convertible securities:-	No. of outstanding securities	As a % of total no. of outstanding convertible securities	As a % of total no. of shares of the company, assuming full conversion of the convertible securities
held by promoter/promoter group	-	-	-
held by public	-	-	-
	-	-	-
<b>Total - E</b>	-	-	-


Warrants:-	No. of warrants	As a % of total no. of warrants	As a % of total no. of shares of the company, assuming full conversion of warrants
held by promoter/promoter group	-	-	-
held by public	-	-	-
	-	-	-
<b>Total - F</b>	-	-	-

<b>Total paid-up capital of the company, assuming full conversion of warrants and convertible securities (Grand Total A+B+C)+ D+E+F )</b>	<b>4,610,000</b>		<b>100</b>
---	------------------	--	------------




**Statement Showing Shareholding Pattern**


Category code	Category of Shareholder	Number of Shareholders	Table (I)(a)		Total shareholding as a percentage of total number of shares		Shares Pledged or otherwise encumbered	
			Total number of shares	Number of shares held in dematerialized form	As a percentage of (A+B) <sup>1</sup>	As a percentage of (A+B+C)	Number of shares	As a percentage
(I)	(II)	(III)	(IV)	(V)	(VI)	(VII)	(VIII)	(IX) = (VIII)/(IV)*100
<b>(A)</b>	<b>Shareholding of Promoter and</b>							
<b>1</b>	<b>Indian</b>							
(a)	Individuals/ Hindu Undivided Family							
(b)	Central Government/ State Government(s)	1	274070	274070	5.95	5.95	0	0
(c)	Bodies Corporate	3	2352430	2352230	51.03	51.03	0	0
(d)	Financial Institutions/ Banks							
(e)	Any Others(Specify)							
(e-i)								
(e-ii)								
	<b>Sub Total(A)(1)</b>	<b>4</b>	<b>2626500</b>	<b>2626300</b>	<b>56.97</b>	<b>56.97</b>	<b>0</b>	<b>0</b>
<b>2</b>	<b>Foreign</b>							
a	Individuals (Non-Residents Individuals/ Foreign Individuals)							
b	Bodies Corporate							
c	Institutions							
d	Any Others(Specify)							
d-i								
	<b>Sub Total(A)(2)</b>	<b>-</b>	<b>-</b>	<b>-</b>	<b>-</b>	<b>-</b>	<b>-</b>	<b>0</b>
	<b>Total Shareholding of Promoter and</b>	<b>4</b>	<b>2626500</b>	<b>2626300</b>	<b>56.97</b>	<b>56.97</b>	<b>0</b>	<b>0</b>
<b>(B)</b>	<b>Public shareholding</b>							
<b>1</b>	<b>Institutions</b>							
(a)	Mutual Funds/ UTI							
(b)	Financial Institutions / Banks							
(c)	Central Government/ State Government(s)							
(d)	Venture Capital Funds							
(e)	Insurance Companies							
(f)	Foreign Institutional Investors							
(g)	Foreign Venture Capital Investors							



(h)	Any Other (specify)							
(h-i)								
(h-ii)								
	<b>Sub-Total (B)(1)</b>	-	-	-	-	-	-	-
<b>B 2</b>	<b>Non-institutions</b>							
(a)	Bodies Corporate	80	1037365	1034565	22.50	22.50	0	0
(b)	Individuals				0.00	0.00	0	0
	Individuals -i. Individual shareholders holding nominal share capital up to Rs 1 lakh	1604	446147	358844	9.68	9.68	0	0
I								
II	ii. Individual shareholders holding nominal share capital in excess of Rs. 1 lakh.	10	469163	469163	10.18	10.18	0	0
(c)	Any Other (specify)				0.00	0.00	0	0
	Clearing Member	16	2945	2945	0.06	0.06	0	0
(c-ii)	OCB	1	20000	20000	0.43	0.43	0	0
(c-iii)	NRI	12	7880	7880	0.17	0.17	0	0
	<b>Sub-Total (B)(2)</b>	<b>1723</b>	<b>1983500</b>	<b>1893397</b>	<b>43.03</b>	<b>43.03</b>	<b>0</b>	<b>0</b>
(B)	<b>Total Public Shareholding (B)= (B)(1)+(B)(2)</b>	<b>1723</b>	<b>1983500</b>	<b>1893397</b>	<b>43.03</b>	<b>43.03</b>	<b>0</b>	<b>0</b>
	<b>TOTAL (A)+(B)</b>	<b>1727</b>	<b>4610000</b>	<b>4519697</b>	<b>100.00</b>	<b>100.00</b>	<b>0</b>	<b>0</b>
(C)	<b>Shares held by Custodians and against which Depository Receipts have been issued</b>							
1	Promoter and Promoter Group							
2	Public							0
	<b>Sub-Total (C)</b>	-	-	-	-	-	-	-
	<b>GRAND TOTAL (A)+(B)+(C)</b>	<b>1727</b>	<b>4610000</b>	<b>4519697</b>	<b>100.00</b>	<b>100.00</b>	<b>0</b>	<b>0</b>



Sr.No	Notes
1	
2	
3	
4	
5	
6	
7	
8	
9	



(D)(b) Statement showing Shareholding of persons belonging to the category "Promoter and Promoter Group"

Sr. No.	Name of the shareholder	Total shares held			Shares pledged or otherwise encumbered			
		Number of shares	As a % of grand total (A) + (B) + (C)	Number	As a percentage (VI) = (V) / (III) * 100	As a % of grand total (A) + (B) + (C) of sub-clause (D)(a)		
(i)	(ii)	(iii)	(iv)	(v)	(vi)	(vii)		
1	Cox & Kings Ltd.	1402500	30.42		0.00			
2	Liz Investment Private Limited	666930	14.47		0.00	0.00		
3	Sneh Sadan Graphics Services Ltd.	283000	6.14		0.00	0.00		
4	Ajit Baburao Kerkar/Elisabeth Kerkar	274070	5.95		0.00	0.00		
<b>TOTAL</b>		<b>2626500</b>	<b>56.97</b>	<b>0</b>	<b>0.00</b>	<b>0.00</b>		



**(D)(c) Statement showing Shareholding of persons belonging to the category  
“Public” and holding more than 1% of the total number of shares**

Sr. No.	Name of the shareholder	Number of shares	Shares as a percentage of total number of shares {i.e., Grand Total (A)+(B)+(C) indicated in Statement at para (D)(a) above}
1	Pujit Aggarwal	92000	2.00
2	Lavanya Multitrade Private Limited	147500	3.20
3	Bhamari Bai Bhavarlal	194420	4.22
4	Kotak Mahindra Investment Ltd.	200000	4.34
5	Anaan Merchantile Private Limited	200846	4.36
6	Swagat Cements Private Ltd.	260520	5.65
<b>TOTAL</b>		<b>1095286</b>	<b>23.76</b>









(II)(b) Statement showing holding of Depository Receipts (DRs), where underlying shares held by "Promoter/promoter group" are in excess of 1% of the total number of shares

Sr. No.	Name of the DR Holder	Type of outstanding DR (ADRs, GDRs, SDRs, etc.)	Number of shares underlying outstanding DRs	Shares underlying outstanding DRs as a percentage of total number of shares {i.e., Grand Total (A)+(B)+(C) indicated in Statement at para (I)(a) above}
1				0.00
2				0.00
3				0.00
4				0.00
5				0.00
6				0.00
7				0.00
8				0.00
9				0.00
<b>TOTAL</b>			<b>0</b>	<b>0.00</b>

