



TULIP STAR HOTELS LTD.

Tuesday, 07 July, 2009

To,
Mr. Wilbur Fernandes
Manager, Corporate Services,
The Stock Exchange – Mumbai
25th Floor, Phiroze Jeejeebhoy Towers,
Dalal Street, Mumbai – 400 001.

BSE Scrip Code : 531088

Sub : Submission of Amended Shareholding Pattern as of March 31,
2009

Dear Sir,

With reference to your letter dated May 20, 2009 bearing reference no. DCS/COMP/SHP/TB/531088/65/2009, we are submitting the amended Shareholding Pattern as of March 31, 2009 duly amending the error mentioned in the letter under reply.

The error is regretted.


Thanking you,

Yours faithfully,
For Tulip Star Hotels Ltd.


Shaunak A. Paigankar
Chief of Accounts & Finance

Encl . As Above

Copy to corp.relations@bseindia.com



		Statement Showing Shareholding Pattern (Amended)						
Name of the Company :		TULIP STAR HOTELS LTD						
Scrip Code :		531088	Quarter Ended :		March-09			
Category code	Category of Shareholder	Number of Shareholders	Total number of shares	Number of shares held in dematerialized form	Total shareholding as a percentage of total		Shares Pledged or otherwise encumbered	
					As a percentage of (A+B)I	As a percentage of (A+B+C)	Number of shares	As a percentage
(A)	Shareholding of Promoter and Promoter Group²							
1	Indian							
(a)	Individuals/ Hindu Undivided Family	1	217070	217070	4.71	4.71		
(b)	Central Government/ State Government(s)							
(c)	Bodies Corporate	3	2352430	949930	51.03	51.03	1402500	54.58
(d)	Financial Institutions/ Banks							
(e)	Any Others(Specify)							
(e-i)								
(e-ii)								
	Sub Total(A)(1)	4	2569500	1167000	55.74	55.74	1,402,500	54.58
2	Foreign							
a	Individuals (Non-Residents Individuals/ Foreign Individuals)							
b	Bodies Corporate							
c	Institutions							
d	Any Others(Specify)							
d-i								
d-ii								
	Sub Total(A)(2)							
	Total Shareholding of Promoter and Promoter Group (A)= (A)(1)+(A)(2)	4	2569500	1167000	55.74	55.74	1,402,500	54.58
(B)	Public shareholding							
1	Institutions							
(a)	Mutual Funds/ UTI							
(b)	Financial Institutions / Banks							
(c)	Central Government/ State Government(s)							
(d)	Venture Capital Funds							
(e)	Insurance Companies							
(f)	Foreign Institutional Investors							
(g)	Foreign Venture Capital Investors							
(h)	Any Other (specify)							
(h-i)								
(h-ii)								
	Sub-Total (B)(1)							

B 2	Non-institutions							
(a)	Bodies Corporate	100	843785	838985	18.30	18.30		
(b)	Individuals							
I	Individuals -i. Individual shareholders holding nominal share capital up to Rs 1 lakh	1701	458325	356320	9.94	9.94		
II	ii. Individual shareholders holding nominal share capital in excess of Rs. 1 lakh	15	689340	689340	14.95	14.95		
(c)	Any Other (specify)							
(c-i)	Clearing Member	7	18256	18256	0.40	0.40		
(c-ii)	OCB	1	20000	20000	0.43	0.43		
(c-iii)	NRI	11	10794	10794	0.23	0.23		
	Sub-Total (B)(2)	1835	2040500	1933695	44.26	44.26	-	-
(B)	Total Public Shareholding (B)= (B)(1)+(B)(2)	1835	2040500	1933695	44.26	44.26	-	-
	TOTAL (A)+(B)	1839	4610000	3100695	100	100	1,402,500	30.42
(C)	Shares held by Custodians and against which Depository Receipts have been issued							
	GRAND TOTAL (A)+(B)+(C)	1839	4610000	3100695	100	100	1402500	30.42




Sr.No	Notes
1	
2	
3	
4	
5	
6	
7	
8	
9	




(1)(b) Statement showing Shareholding of persons belonging to the category
"Promoter and Promoter Group" (Amended)

Sr. No.	Name of the shareholder	Total shares held		Shares pledged or otherwise encumbered		
		Number of shares	As a % of grand total (A)+(B)+(C)	Number	As a percentage	As a % of grand total (A)+(B)+(C) of shares clause (1)(a)
1	COX AND KINGS (INDIA) LTD.	1402500	30.42	1402500	54.58	30.42
2	LIZ INVESTMENTS PRIVATE LIMITED	666930	14.47			
3	SNEH SADAN GRAPHIC SERVICES PVT LTD	283000	6.14			
4	AJIT BABURAO KERKAR/ELISABETH KERKAR	217070	4.71			
	TOTAL	2569500	55.74	1402500	54.58	30.42




**(D)(c) Statement showing Shareholding of persons belonging to the category
“Public” and holding more than 1% of the total number of shares (Amended)**

Sr. No.	Name of the shareholder	Number of shares	Shares as a percentage of total number of shares {i.e., Grand Total (A)+(B)+(C) indicated in Statement at para (I)(a) above}
1	SUMEET BALDEV CHOPRA	65000	1.41
2	PUJIT AGGARWAL	92000	2.00
3	AMIT KUMAR BHAVARLAL JAIN	113745	2.47
4	LAVANIYA MULTITRADE PRIVATE LIMITED	147500	3.20
5	MANISH S. MEHTA	150582	3.27
6	ANAN MERCHANTILE PRIVATE LIMITED	200846	4.36
7	SWAGAT CEMENTS PRIVATE LTD.	260520	5.65
TOTAL		1030193	22.35




(I)(d) Statement showing details of locked-in shares - NOT APPLICABLE

Sr. No.	Name of the shareholder	Number of locked-in shares	Locked-in shares as a percentage of total number of shares {i.e., Grand Total (A)+(B)+(C) indicated in Statement at para (I)(a) above}
1			
2			
3			
4			
5			
6			
7			
8			
9			
TOTAL			



(II)(a) Statement showing details of Depository Receipts (DRs) - NOT APPLICABLE

Sr. No.	Type of outstanding DR (ADRs, GDRs, SDRs, etc.)	Number of outstanding DRs	Number of shares underlying outstanding DRs	Shares underlying outstanding DR percentage of total number of shares {i.e., Grand Total (A)+(B)+(C) in Statement at para (I)(a) above}
1				
2				
3				
4				
5				
6				
7				
8				
9				
TOTAL				



(II)(b) Statement showing Holding of Depository Receipts (DRs), where underlying shares are in excess of 1% of the total number of shares - NOT APPLICABLE

Sr. No.	Name of the DR Holder	Type of outstanding DR (ADRs, GDRs, SDRs, etc.)	Number of shares underlying outstanding DRs	Shares underlying outstanding D percentage of total number of sha Grand Total (A)+(B)+(C) indicat Statement at para (I)(a) above}
1				
2				
3				
4				
5				
6				
7				
8				
9				
TOTAL				

