



OFFICE COPY

**TULIP STAR HOTELS LTD.**

January 14, 2014

To,  
**General Manager, DCS-CRD**  
**The Stock Exchange – Mumbai**  
25<sup>th</sup> Floor, Phiroze Jeejeebhoy Towers,  
Dalal Street, Mumbai – 400 001.

**BSE Scrip Code : 531088**

**Sub : Submission of Shareholding Pattern as of December 31, 2013**

Dear Sir,

As required by the amended Clause 35 of the Listing Agreement, we are enclosing herewith Shareholding Pattern in the prescribed format in respect of our Securities as of December 31, 2013.

Thanking you,

Yours faithfully,  
**For Tulip Star Hotels Ltd.**

  
**Shaunak A. Paigankar**  
Chief of Accounts & Finance

Copy to [corp.relations@bseindia.com](mailto:corp.relations@bseindia.com)

Encl : as above



Introductory sub-table (I)(a)

<b>Name of the Company: Tulip Star Hotels Ltd.</b>			
<b>Scrip Code, Name of the scrip, class of security: 531088</b>			
<b>Quarter ended: December 2013</b>			
<b>Partly paid-up shares:-</b>	<b>No. of partly paid-up shares</b>	<b>As a % of total no. of partly paid-up shares</b>	<b>As a % of total no. of shares of the company</b>
Held by promoter/promoter group			
Held by public	Not applicable	Not applicable	Not applicable
<b>Total - D</b>	<b>0</b>		
<b>Outstanding convertible securities:- No. of outstanding securities</b>		<b>As a % of total no. of outstanding convertible securities</b>	<b>As a % of total no. of shares of the company, assuming full conversion of the convertible securities</b>
Held by promoter/promoter group			
Held by public	Not applicable	Not applicable	Not applicable
<b>Total - E</b>	<b>0</b>	<b>0</b>	<b>0</b>
<b>Warrants:-</b>	<b>No. of warrants</b>	<b>As a % of total no. of warrants</b>	<b>As a % of total no. of shares of the company, assuming full conversion of warrants</b>
Held by promoter/promoter group			
Held by public	Not applicable	Not applicable	Not applicable
<b>Total - F</b>	<b>0</b>		
<b>ss</b>			






**Statement Showing Shareholding Pattern**

Category code	Category of Shareholder	Number of Shareholders	Table (I)(a)		Total shareholding as a percentage of total number of shares		Shares Pledged or otherwise encumbered	
			Total number of shares	Number of shares held in dematerialized form	As a percentage of (A+B) <sup>1</sup>	As a percentage of (A+B+C)	Number of shares	As a percentage
			(IV)	(V)	(VI)	(VII)	(VIII)	(IX) = (VIII)/(IV)*100
(A)	<b>Shareholding of Promoter and</b>							
1	<b>Indian</b>							
(a)	Individuals/ Hindu Undivided Family							
		1	274,070	274,070	5.95	5.95	-	-
(b)	Central Government/ State Government(s)				-	-		
(c)	Bodies Corporate	3	2,352,430	2,352,430	51.03	51.03	1,402,500	59.62
(d)	Financial Institutions/ Banks				-	-		
(e)	Any Others(Specify)				-	-		
(e-i)					-	-		
(e-ii)					-	-		
	<b>Sub Total(A)(1)</b>	<b>4</b>	<b>2,626,500</b>	<b>2,626,500</b>	<b>56.97</b>	<b>56.97</b>	<b>1,402,500</b>	<b>53.40</b>
2	<b>Foreign</b>							
a	Individuals (Non-Residents Individuals/ Foreign Individuals)				-	-		
b	Bodies Corporate				-	-		
c	Institutions				-	-		
d	Any Others(Specify)				-	-		
d-i					-	-		
d-ii					-	-		
	<b>Sub Total(A)(2)</b>	<b>-</b>	<b>-</b>	<b>-</b>	<b>-</b>	<b>-</b>	<b>-</b>	<b>-</b>
	<b>Total Shareholding of Promoter and</b>	<b>4</b>	<b>2,626,500</b>	<b>2,626,500</b>	<b>56.97</b>	<b>56.97</b>	<b>1,402,500</b>	<b>53.40</b>
(B)	<b>Public shareholding</b>							
1	<b>Institutions</b>							
(a)	Mutual Funds/ UTI				-	-		
(b)	Financial Institutions/ Banks				-	-		
(c)	Central Government/ State Government(s)				-	-		
(d)	Venture Capital Funds				-	-		
(e)	Insurance Companies				-	-		
(f)	Foreign Institutional Investors				-	-		
(g)	Foreign Venture Capital Investors				-	-		
(h)	Any Other (specify)				-	-		
(h-i)					-	-		
(h-ii)					-	-		



	<b>Sub-Total (B)(1)</b>	-	-	-	-	-	
<b>B 2</b>	<b>Non-institutions</b>						
(a)	Bodies Corporate	73	660,974	658,174	14.34	14.34	
(b)	Individuals				-	-	
I	Individuals -i. Individual shareholders holding nominal share capital up to Rs 1 lakh	1,523	375,431	290,935	8.14	8.14	
II	ii. Individual shareholders holding nominal share capital in excess of Rs. 1 lakh.	16	910,904	910,904	19.76	19.76	
(c)	Any Other (specify)				-	-	
(c-i)	Clearing Member	11	7,838	7,838	0.17	0.17	
(c-ii)	OCB	1	20,000	20,000	0.43	0.43	
(c-iii)	NRI	9	8,353	8,353	0.18	0.18	
	<b>Sub-Total (B)(2)</b>	<b>1,633</b>	<b>1,983,500</b>	<b>1,896,204</b>	<b>43.03</b>	<b>43.03</b>	
<b>(B)</b>	<b>Total Public Shareholding (B)= (B)(1)+(B)(2)</b>	<b>1,633</b>	<b>1,983,500</b>	<b>1,896,204</b>	<b>43.03</b>	<b>43.03</b>	
	<b>TOTAL (A)+(B)</b>	<b>1,637</b>	<b>4,610,000</b>	<b>4,522,704</b>	<b>100.00</b>	<b>100.00</b>	<b>1,402,500</b>
<b>(C)</b>	<b>Shares held by Custodians and against which Depository Receipts have been issued</b>						
1	Promoter and Promoter Group	-	-	-	-	-	-
2	Public	-	-	-	-	-	-
	<b>Sub-Total (C)</b>	<b>-</b>	<b>-</b>	<b>-</b>	<b>-</b>	<b>-</b>	<b>-</b>
	<b>GRAND TOTAL (A)+(B)+(C)</b>	<b>1,637</b>	<b>4,610,000</b>	<b>4,522,704</b>	<b>100</b>	<b>1,402,500</b>	<b>30.42</b>

No Notes


Not applicable



**(I)(b) Statement showing holding of securities (including shares, warrants, convertible securities) of persons belonging to the category "Promoter and Promoter Group"**

Sr.	Name of the shareholder	Details of Shares held			Encumbered shares (*)			Details of warrants		Details of convertible securities		Total shares (including underlying full conversion of warrants and convertible securities) as a % of diluted share capital
		Number of shares held	As a % of grand total (A) + (B) + (C)	No.	As a percentage	As a % of grand total (A)+(B)+(C) of sub-clause (I)(a)	Number of warrants held	As a % total number of warrants of the same class	Number of convertible securities held	As a % total number of convertible securities of the same class		
No.	(i)	(ii)	(iv)	(v)	(vi) = (v)/(iii)*100	(vii)	(viii)	(ix)	(x)	(xi)	(xii)	
1	Cox and Kings Limited	1,402,500	30.42	1,402,500	100.00	30.42	-	-	-	-	-	
2	LIZ Investments Private Limited	666,930	14.47	-	-	-	-	-	-	-	-	
3	Sneh Sadan Graphic Services Limited	283,000	6.14	-	-	-	-	-	-	-	-	
4	Ajit Baburao Kerkar / Elisabeth Kerkar	274,070	5.95	-	-	-	-	-	-	-	-	
<b>TOTAL</b>		<b>2,626,500</b>	<b>56.97</b>	<b>1,402,500</b>	<b>53.40</b>	<b>30.42</b>	<b>-</b>	<b>-</b>	<b>-</b>	<b>-</b>	<b>-</b>	

(\*) The term "encumbrance" has the same meaning as assigned to it in regulation 28(3) of the SAST Regulations, 2011











(II)(a) Statement showing details of Depository Receipts (DRs)

St. No.	Type of outstanding DR (ADRs, GDRs, SDRs, etc.)	Number of outstanding DRs	Number of shares underlying outstanding DRs	Shares underlying outstanding DRs as a percentage of total number of shares {i.e., Grand Total (A)+(B)+(C) indicated in Statement at para (I)(a) above}
1				-
2				-
3				-
4				-
5	Not applicable			-
6				-
7				-
8				-
9				-
<b>TOTAL</b>				-



